



## Education at Ster College

**Dutch NT1  
and  
Dutch as second language NT2**





# Welcome to Ster College

If you want to learn  
to read,  
to write,  
to calculate,  
to work at a computer,  
then you can take courses at Ster College.

Ster College is for anyone over the age of 18 who wants to learn.

## Learning is fun

When you are at school, you meet new people.

People just like you, who want to learn.

It feels good to be able to read  
or to be able to fill in a form.

Writing a letter or working at the computer.

Making a calculation.

If you can achieve this soon, you will have more self-confidence.

This gives you more opportunities. You can find a job faster. You can continue to study.

Ster College teaches courses in many places.

There is always a group for you nearby.

You are taught by good teachers.

The groups are not big.

The teacher has time for everyone.

## We give courses to residents of the following municipalities:

Bergeijk

Best

Bladel

Cranendonck

Eersel

Eindhoven

Heeze-Leende

Nuenen

Oirschot

Reusel–De Mierden

Son en Breugel

Valkenswaard

Veldhoven

Waalre

In this guide, you will find everything you need to know.

If you have additional questions, ask your teacher.

## Courses at Ster College

COURSE	LEVEL	NO. OF STUDY HOURS	PAGE
<b>Dutch</b>  – Reading – Writing – Working at a computer	1 F	360 hours	6
<b>Dutch as a second language</b>	A1	96 hours	8
<b>Dutch as a second language</b>	A2	144 hours	10

If you speak Dutch, then select **Dutch**.

If you speak another language at home (besides speaking Dutch), then choose **Dutch as a second language**.

### Is this something for you?

Then you can register.

by telephone            +31 (0)40 269 44 44  
by email                 [studiekeuze@summacollege.nl](mailto:studiekeuze@summacollege.nl)  
via the website         [www.stercollege.nl](http://www.stercollege.nl)  
at the school            at the info desk on Sterrenlaan 10

Afterwards, you will get an invitation.

You will come for a meeting with someone from the school.

You will then receive more information about us  
and we will get to know you.

You can tell us why you want to study and what you want to learn.

This discussion is called the intake.

We want to know what you already know.

You will take a test.

That way we can figure out in which group you belong.

After this meeting, do you want to begin?

Then register for the course.

We will fill in everything together.

We will treat you with respect.

## What are the costs?

The course is free.

## How does this work?

After registration

You go 1 or 2 times per week to school.

A lesson lasts 3 hours. There is one break.

You attend the lessons in a group.

A group consists of 10 to 18 students.

We can lend you the books that you will need for the course.

This is free.

You can attend a class during the day or in the evening.

## The intake

The start is important.

That is why we ask you to come to our school.

That allows you to learn more about us  
and we have an opportunity to get to know you.

You can tell us why you want to study  
and what you want to learn.

This is called the intake.

We do the intake in a group.

We want to know what you already know.

We measure how quickly you learn.

You take an exam.

That way we can figure out in which group you belong.

## The agreements

At the start, you will receive your schedule.

It shows you when you have a lesson and where the lesson takes place.

Sometimes you will get homework.

You must do your homework.

At the school, you can work at the computer.

You must always attend the lesson.

This is a must except when you are sick.

You report this to the teacher.

At times, you can ask for a free day.

You request that from the teacher.

If you miss too many lessons, the course stops for you.

Then you can no longer study in our school.

That is a pity.

Make sure that you show up for your lessons.

During the school holidays, there are no lessons.

## Diploma

Every course has 2 tracks.

- 1 track is **with** a diploma
- 1 track is **without** a diploma

**Do you want to receive a diploma?  
That's possible!**

This is sometimes necessary in order to get a job or to be able to study further.

### **Starting?**

You can participate if you know how to work with a computer and a mouse.

At the end of the course, you take an **exam**.

If you pass, you get a diploma.

**You can also decide that you don't want a diploma.**

Then you do not need to take an exam.

### **Starting?**

You do not need to know how to work with a computer.

At the end of the course, you get **proof** of having done the course.

		WITH exams	WITHOUT exams
Dutch	1F		
Dutch as a second language	A1		
Dutch as a second language	A2		
<b>What do you receive upon completion?</b>		<b>Diploma</b>	<b>Proof of participation</b>

Together with the teacher, you select your track.

For the tracks with diploma, you must know how to use a computer and mouse in advance.

If you don't have these skills, then it would be better to follow another track.

We can advise you accordingly.

## Dutch Course 1F

Do you have problems reading and writing?

Do you ask for help if you need to fill in something?

Do you want to be able to read a message by yourself?

Then come to our course.

## What will you learn?

You will improve your command of Dutch,  
reading,  
writing,  
spelling,  
understanding,  
and you will learn  
to conduct conversations.

## How long will it take?



Not everyone has the same tempo.

This is an average.

The course consists of 360 lessons.

You have a lesson 1 x per week. A lesson is 3 hours.

Thus, the course lasts 2 school years.

After every lesson, you have homework to do. This should take you 1 hour.

## Approach

We work with the book *Via Vervolg*.

This includes a workbook.

There are also assignments on the computer.

If you don't have a computer, we will look for a solution.



## After the course

If you have completed the course, you can study further.

You can do the 2F course.

This is also available at Ster College.

ENTRY ADVICE



None

LESSON HOURS



250

FINAL LEVEL



1F

ENTRY ADVICE



familiar with  
computer + mouse

# Dutch as a second language Course A1

Do you have another mother tongue (besides speaking Dutch)?

Do you want to learn words that are often used?

Do you want to be able to read forms?

Do you want to progress in every day life in the Netherlands?

Are you not subject to integration requirements?

Then come and take our course.

## What will you learn?

Reading,  
listening,  
speaking,  
conducting conversations,  
writing

## How long will it take?



Not everyone has the same tempo.

This is an average.

The course consists of 100 lessons.

You have a lesson 1 x per week. A lesson is 3 hours.

Thus, the course lasts less than 1 school year.

After every lesson, you have homework to do. This should take you 1 hour.

## Approach

We work with the book *Taalcompleet*.

This includes a workbook.

There are also assignments on the computer.

If you don't have a computer, we will look for a solution.

## After the course

If you have completed the course, you can study further.

You can do the A2 course.

This is also available at Ster College.

<p>ENTRY ADVICE</p>  <p>None</p>	<p>LESSON HOURS</p>  <p>100</p>	<p>FINAL LEVEL</p>  <p>A1</p>
<p>ENTRY ADVICE</p>  <p>familiar with computer + mouse</p>		

# Dutch as a second language Course A2

Do you have another mother tongue (besides speaking Dutch)?

Can you speak a bit of Dutch?

Do you want to learn to read short texts?

Do you want to understand letters?

Do you want to be able to read and fill in forms?

Are you not subject to integration requirements?

Then come and take our course.

## What will you learn?

Reading,  
listening,  
speaking,  
conducting conversations,  
writing

## How long will it take?



Not everyone has the same tempo.

This is an average.

The course consists of 150 lessons.

You have a lesson 1 x per week. A lesson is 3 hours.

Thus, the course is a bit longer than 1 school year.

After every lesson, you have homework to do. This should take you 1 hour.

## Approach

We work with the book *Taalcompleet*.

This includes a workbook.

There are also assignments on the computer.





If you don't have a computer, we will look for a solution.

## After the course

If you have completed the course, you can study further.

You can do the B1 course.

This is also available at Ster College.

<p>ENTRY ADVICE</p>  <p>A1</p>	<p>LESSON HOURS</p>  <p>150</p>	<p>FINAL LEVEL</p>  <p>A2</p>
<p>ENTRY ADVICE</p>  <p>familiar with computer + mouse</p>		

We hope to see you at Ster College!



[stercollege@summacollege.nl](mailto:stercollege@summacollege.nl)



+31 (0)40 269 44 44



Sterrenlaan 10 in Eindhoven



[www.stercollege.nl](http://www.stercollege.nl)

**STER COLLEGE** 